

Unit Investment Trust Funds

METRO HIGH DIVIDEND YIELD UNIT PAYING FUND (formerly known as Metro High Dividend Yield Fund) KEY INFORMATION AND INVESTMENT DISCLOSURE STATEMENT

Month Ended May 29, 2026

FUND FACTS

Classification:	Equity Fund	Net Asset Value per Unit (NAVPU):	1.069987
Launch Date:	October 10, 2014	Total Fund NAV (in Php Bns):	5.41
Trust Fee (per annum):	1.25% based on NAV	Dealing Day	12:00NN for Branch Channels
Minimum Investment:	Php10,000	(any banking day):	2:30PM for Electronic Channels
Additional Investment:	Php1,000	Redemption Settlement:	Not later than three (3) business days after transaction date
Minimum Holding Period:	7 calendar days from date of participation	Early Redemption Charge:	50% of income on redeemed amount

FEES COLLECTED FOR THE MONTH¹

Trustee Fees:	Custodianship Fees:	External Auditor Fees:	Other Fees:
0.101%	0.000%	0.000%	0.005%
Metrobank-Trust Banking Group	Standard Chartered Bank	SGV & Co.	Qualified Expenses

¹ As a percentage of average daily NAV for the month valued at (in Php Bns): 5.51

INVESTMENT OBJECTIVE AND STRATEGY

The Fund aims to achieve for its participants income and capital appreciation by investing in a portfolio of listed stocks which are expected to provide above average returns mainly from the distribution of cash and special dividends.

The benchmark of the fund is the Philippine Stock Exchange Dividend Yield Index.

UNIT PAYING FEATURE MECHANICS

Eligibility	All registered Participants in the Fund one day before the distribution date shall be entitled to receive their pro-rated share of income through units.
Unit Distribution Frequency	Participants shall receive unit income on a semi-annual basis every fourth Monday of April and October of the year.
Unit Distribution Settlement	Units received by the participants shall be automatically redeemed on distribution date and credited in the Participant's settlement account one business day after the distribution date.
Allocation of Income to be Distributed	The units to be distributed by the Fund to all eligible Participants shall be made from cash received from interest income earned and cash dividends within the six month period, less applicable taxes, fees and expenses.

CLIENT SUITABILITY

A client profiling process is performed prior to participating in the Fund to guide the prospective investor if the Fund is suited to his/her investment objectives and risk tolerance. Clients are encouraged to update the resulting profile every three (3) years or if there's any change in his/her personal/financial circumstances. Before deciding to invest, clients are advised to read the Declaration of Trust/Plan Rules of the Fund, which may be obtained from the Trustee, or seek an independent/professional opinion when necessary.

The METRO HIGH DIVIDEND YIELD UNIT PAYING FUND is suitable only for investors who:

- Have an Aggressive profile.
- Want capital growth over the long-term and are willing to be exposed to a higher level of risk that may involve possible loss of principal in the short-term in exchange for higher long-term gains.
- Want income to be distributed on a semi-annual basis, and capital appreciation over time by investing in shares listed in the Philippine high dividend yield stocks.
- Prefer a fund with an investment horizon of at least five (5) years.
- Are qualified to participate in this fund. Participation in the Fund shall be open to Filipino individuals, resident and non-resident aliens and corporate accounts.

KEY RISKS AND RISK MANAGEMENT

You should not invest in this Fund if you do not understand or are not comfortable with the accompanying risks.

Market/Price Risk:	The possibility for an investor to experience losses due to changes in the market prices of stocks/equities. It refers to the portfolio's exposure to marked-to-market valuation due to market price fluctuations of the stocks/equities.
Liquidity Risk:	The possibility for an investor to experience losses due to the inability to sell or convert assets into cash immediately or in instances where conversion to cash is possible but at a price that could result in a loss. This may be caused by low trading volume due to different reasons such as securities with small or few outstanding issues, absence of buyers and/or sellers (limited buy/sell activity) or underdeveloped capital market.
Credit Risk / Default Risk:	The possibility for an investor to experience losses due to a borrower's failure to pay principal and/or interest in a timely manner on instruments such as bonds, loans, or other forms of fixed income security which the borrower issued. This inability of the borrower or counterparty to make good on its financial obligations may have resulted from adverse changes in its financial condition thus, lowering credit quality of the security, and consequently lowering the price (market/price risk) which contributes to the difficulty in selling such security.
Reinvestment Risk:	The possibility of having lower returns or earnings when funds mature and are reinvested. Investors in the UITF who redeem and realize their gains run the risk of reinvesting their funds in an alternative investment outlet with lower yields. Similarly, the UIT fund manager is faced with the risk of not being able to find better yielding alternative investment outlets as some of the securities in the fund matures.
Other Risks:	Your participation in the UITFs may be further exposed to the risk of any actual or potential conflicts of interest in the handling of in-house or related party transactions by Metrobank. These transactions may include own-bank deposits; purchase of own-institution or affiliate obligations (stocks, mortgages); purchase of assets from or sales to own institution, directors, officers, subsidiaries, affiliates or other related interests/parties; or purchases or sales between fiduciary/managed accounts.

The Fund invests only in assets which are evaluated using a rigorous internal scoring model required under the Trustee's accreditation process and BSP regulations. Internal risk limits and position limits together with regulatory exposure limits are monitored, reviewed and strictly adhered to on a daily basis. The Fund may also use financial derivatives solely for hedging risk exposures.

THE UIT FUND IS NOT A DEPOSIT AND IS NOT INSURED BY THE PHILIPPINE DEPOSIT INSURANCE CORPORATION (PDIC).

RETURNS CANNOT BE GUARANTEED AND HISTORICAL NAVPU IS FOR ILLUSTRATION OF NAVPU MOVEMENTS/FLUCTUATIONS ONLY.

WHEN REDEEMING, THE PROCEEDS MAY BE WORTH LESS THAN THE ORIGINAL INVESTMENT AND ANY LOSSES WILL BE SOLELY FOR THE ACCOUNT OF THE CLIENT.

THE TRUSTEE IS NOT LIABLE FOR ANY LOSS UNLESS UPON WILLFUL DEFAULT, BAD FAITH OR GROSS NEGLIGENCE.



For other details, you may visit our website at www.metrobank.com.ph or contact us at 8-8700-700 or email us at customercare@metrobank.com.ph

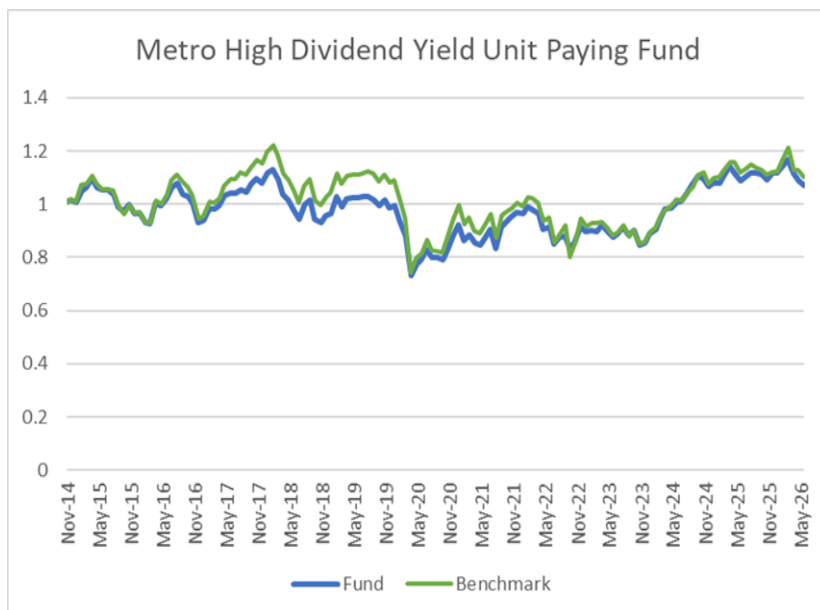


Unit Investment Trust Funds

FUND PERFORMANCE AND STATISTICS as of May 29, 2026

(Purely for reference purposes and is not a guarantee of future results)

NAVPU GRAPH



NAVPU OVER THE PAST 12 MONTHS

Highest	1.177613
Lowest	1.055351

STATISTICS

Weighted Average Duration (in years)	N/A
Volatility, Past 1 Year (in %)²	13.75%
Sharpe Ratio³	0.15
Information Ratio⁴	1.30

² Volatility measures the degree to which the Fund fluctuates vis-à-vis its average return over a period of time. The lower the number, the more stable the Fund's return is relative to its average return over time. Starting December 2017, computation is based on the annualized standard deviation of monthly returns.

³ Sharpe Ratio is used to characterize how well the return of a Fund compensates the investor for the level of risk taken. The higher the number, the better.

⁴ Information Ratio measures reward-to-risk efficiency of the portfolio relative to the benchmark. The higher the number, the higher the reward per unit of risk. (For benchmark details, please refer to benchmark information section.)

CUMULATIVE PERFORMANCE

	1 Month	3 Months	6 Months	1 Year	3 Years	5 Years	Since Inception
Fund	-1.812%	-8.545%	-4.071%	-1.582%	22.025%	22.614%	6.999%
Benchmark	-2.398%	-9.312%	-1.786%	-1.630%	24.751%	19.050%	10.099%

PORTFOLIO COMPOSITION

Allocation	% of Fund
Stocks	92.49%
Time Deposits	6.76%
Cash⁵	0.78%
Other Receivables - Net of Liabilities⁵	-0.03%

⁵ Includes accrued income from investments, receivables from brokers/counterparties and unpaid expenses.

Sector Holdings

Services	27.51%
Industrials	19.58%
Holdings	18.61%
Properties	15.56%
Financials	12.20%
Mining and Oil	6.54%

TOP 10 HOLDINGS

Name	Maturity	% of Fund
1. TEL		10.60%
2. MER		9.81%
3. MBT		8.94%
4. LTG		7.91%
5. GLO		7.76%
6. URC		6.88%
7. RCBC PHP TD	06.01.26	6.58%
8. DMC		6.34%
9. SCC		6.05%
10. RCR		4.98%

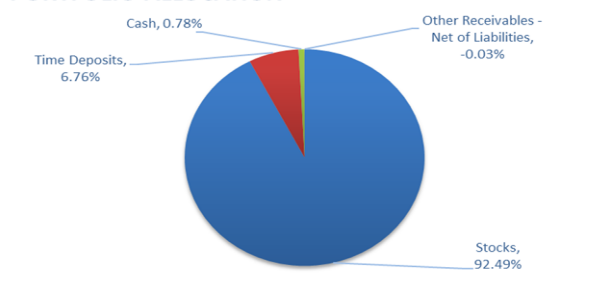
UNIT INCOME DISTRIBUTION INFORMATION

Date of Distribution	Total Income for Distribution	Unit Income
04/27/2026	154,816,380.52	0.031
10/27/2025	88,700,710.63	0.018
04/28/2025	129,808,132.69	0.037
10/28/2024	55,778,990.40	0.022
04/22/2024	26,022,873.34	0.016

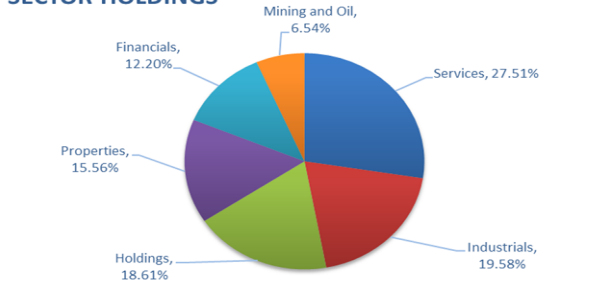
Effective January 3, 2023, the Fund was amended to include a unit paying feature. Amounts of distribution may vary, are not guaranteed and are determined by the Trustee in accordance with the Plan Rules. Income distribution may result in an immediate decrease in NAVPU by the amount of the distribution.

The unit income data for 04/22/2024, 10/23/2023 and 04/24/2023 have been revised to reflect accurate figures.

PORTFOLIO ALLOCATION



SECTOR HOLDINGS



RELATED PARTY TRANSACTIONS

Related Party	Transaction	Market Value (in Php Mns)
MBTC	Time Deposit Placement	10.05
MBTC	Shares of Stock	484.03

Investments in the said outlets were approved by the Trust Committee. Likewise, all related party transactions are conducted on an arm's length and best execution basis and within established limits.



For other details, you may visit our website at www.metrobank.com.ph or contact us at 8-8700-700 or email us at customercare@metrobank.com.ph



Unit Investment Trust Funds

INVESTMENT POLICY

The Fund may be invested and reinvested in the following instruments:

- i. Stocks listed in the Philippine Stock Exchange;

For prudential liquidity requirement and in the nature of interim or temporary investments, the Fund may also invest in the following instruments:

- ii. Deposits with accredited local banks or branches of foreign banks operating in the Philippines;
- iii. Other Short Term Investments allowed under regulations issued by the Bangko Sentral Ng Pilipinas.

Financial derivatives instruments solely for the purpose of hedging risk exposures of the existing investments of the Fund, provided these are accounted for in accordance with existing BSP hedging guidelines and disclosed to participants.

BENCHMARK INFORMATION

The benchmark of the fund is the Philippine Stock Exchange Dividend Yield Index. The benchmark provides reference for acceptable returns on a peso-denominated high-risk equity fund, with a payout feature. It is primarily composed of the dividend-paying PSEi-listed companies.

Key Characteristics of the Benchmark. The PSE DivY focuses on companies that consistently give high-yielding dividends. The 20 companies in the index are selected based on liquidity, free float, financials, and three-year average dividend yield performance.

Further details regarding the benchmark are available at the website of the Philippine Stock Exchange.

COOLING-OFF PERIOD

Pursuant to regulations on Financial Consumer Protection, the TRUSTOR (individual participants) shall have the right to cancel their initial subscriptions or contributions, without penalty, upon written notice to the Trustee within two (2) banking days immediately following the signing of agreement or contract evidencing their participation in the Fund. Further, the net amount of payment or delivery due the TRUSTOR shall be based on the transaction day's NAVPU when notice of redemption, termination or cancellation was received.

OUTLOOK AND STRATEGY

The Philippine equity market extended its losing streak to three consecutive months, declining by 1.1% to 5,769 in May. The downturn was driven by the ongoing Middle East conflict, lackluster corporate earnings, and MSCI rebalancing-related flows, all of which reinforced the market's weakness. Although the index briefly climbed above 6,000 - peaking at 6,034 on May 7 due to optimism surrounding a potential peace treaty between US and Iran - this gain was short-lived as the market soon retreated. Losses intensified toward the end of the month largely due to the MSCI index rebalancing as it involved some index heavyweights.

Foreign investors remained net sellers, with total outflows reaching US\$150 million. However, it is worth noting that selling pressure has gradually eased since the onset of the conflict in late February, excluding rebalancing-related activity.

Earlier in the month, sentiment was dampened by macroeconomic disappointments. April inflation accelerated sharply to 7.2% from 4.1% in March, significantly exceeding both the 5.5% consensus forecast and the BSP's 5.6-6.4% projection range. Meanwhile, 1Q26 GDP growth slowed markedly to 2.8%, falling short of the already weak 3.3% consensus estimate. These developments heightened concerns over a stagflationary environment and fueled expectations of a more hawkish monetary stance from the BSP.

On the corporate front, earnings releases were met with caution, as results generally highlighted mounting pressure on profitability from rising input costs, margin compression, and elevated financing expenses. Conglomerates were mixed given divergence across underlying businesses. AC posted softer results with its ALI subsidiary taking the brunt due to the broad property market weakness. Consumer names also delivered mixed outcomes: discretionary players JFC and URC recorded declines in net income of 39% and 2%, respectively, while staple player PGOLD beat earnings, supported by strong revenue growth in the first quarter. ICT, meanwhile, reached a new all-time high on the back of robust earnings. Outside of earnings, BSP's circular increasing single-entity exposure limits for UITFs provided additional support for the stock.

Rebalancing-driven developments further exacerbated the sell-off toward the end of the month. MSCI-related outflows weighed heavily on JFC (-20.2% MoM), following its demotion to the MSCI Small Cap Index, while MER (-12.5% MoM) declined due to a reduced foreign inclusion factor. Notable declines were also seen in PLUS (-22.7% MoM) and CNVRG (-13.4% MoM), amid exclusion risks tied to speculation around the upcoming August rebalancing, when MYNLD (+1.1% MoM) is expected to be included.

Among gainers, ACEN (+16.2% MoM) emerged as the top performer, supported by renewed global interest in the renewable energy theme. Mining stocks also outperformed, with gold names OGP (+4.6% MoM), PX (+1.1% MoM), and APX (+1.0% MoM) benefiting from elevated precious metal prices.

Overall, the near-term outlook for Philippine equities remains fragile with a downward bias, with markets appearing to price in a weaker macroeconomic backdrop, softening corporate earnings, rising interest rate expectations, and persistent geopolitical uncertainty. We retain defensiveness as a key positioning, while optimistic on any signs of stabilization or recovery which could provide a much-needed boost to sentiment.

Latest Payouts :

Date	Payout Rate
04/27/2026	2.83%
10/27/2025	1.62%
04/28/2025	3.21%
10/28/2024	1.98%
04/22/2024	1.76%

IMPORTANT NOTICE

Metropolitan Bank and Trust Company is regulated by the Bangko Sentral ng Pilipinas (BSP). For any inquiries and complaints relating to Trust Products and Services you may (1) call our hotline: 8-8700-700 (Mondays-Fridays from 9:00am to 6:00pm); (2) send an email to customercare@metrobank.com.ph; or (3) visit our website at <https://www.metrobank.com.ph/invest/uitf> to know more. You may also file complaints at BSP Financial Consumer Protection Department at (632) 8708-7087 or consumeraffairs@bsp.gov.ph. To know your rights under BSP Circular No. 1160 (Regulations on Financial Consumer Protection to Implement Republic Act No. 11765, otherwise known as the "Financial Products and Services Consumer Protection Act"), please access a copy at the BSP website (www.bsp.gov.ph).



For other details, you may visit our website at www.metrobank.com.ph or contact us at 8-8700-700 or email us at customercare@metrobank.com.ph

