

Unit Investment Trust Funds

METRO ASPIRE BALANCED FEEDER FUND KEY INFORMATION AND INVESTMENT DISCLOSURE STATEMENT

Month Ended May 29, 2026

FUND FACTS

Classification:	Feeder Fund	Net Asset Value per Unit (NAVPU):	1.001232
Launch Date:	August 27, 2015	Total Fund NAV (in Php Mns):	20.80
Trust Fee (per annum):	None	Dealing Day	12:00NN for Branch Channels 2:30PM for Electronic Channels
Minimum Investment:	Php1,000	Redemption Settlement:	Not later than three (3) business days after transaction date
Additional Investment:	Php500	Early Redemption Charge:	None
Minimum Holding Period:	None		

FEES COLLECTED FOR THE MONTH¹

Trustee Fees:	Custodianship Fees:	External Auditor Fees:	Other Fees:
0.000%	0.000%	0.000%	0.000%
<i>Metrobank-Trust Banking Group</i>	<i>Standard Chartered Bank</i>	<i>SGV & Co.</i>	<i>Qualified Expenses</i>

¹ As a percentage of average daily NAV for the month valued at (in Php Mns): **21.07**

INVESTMENT OBJECTIVE AND STRATEGY

The Investor Fund intends to achieve for its participants high growth and high income primarily by investing in Metro Balanced Fund.

The Fund's benchmark is the 60% Philippine Stock Exchange Index and 40% Markit iBoxx ALBI Philippines 1-5 Index.

CLIENT SUITABILITY

A client profiling process is performed prior to participating in the Fund to guide the prospective investor if the Fund is suited to his/her investment objectives and risk tolerance. Clients are encouraged to update the resulting profile every three (3) years or if there's any change in his/her personal/financial circumstances. Before deciding to invest, clients are advised to read the Declaration of Trust/Plan Rules of the Fund, which may be obtained from the Trustee, or seek an independent/professional opinion when necessary.

The METRO ASPIRE BALANCED FEEDER FUND is suitable only for investors who:

- Have an Aggressive profile.
- Want high growth and high income primarily by investing in Metro Balanced Fund.
- Prefer a fund with an investment horizon of at least five (5) years.
- Are qualified to participate in this fund. Participation in the Investor Fund shall be open to Filipino individuals, resident and non-resident aliens and corporate accounts.

KEY RISKS AND RISK MANAGEMENT

You should not invest in this Fund if you do not understand or are not comfortable with the accompanying risks.

Interest Rate Risk:	The possibility for an investor to experience losses due to changes in interest rates. The purchase and sale of a debt instrument may result in profit or loss because the value of a debt instrument changes inversely with prevailing interest rates.
Market/Price Risk:	The possibility for an investor to experience losses due to changes in the market prices of bonds and stocks/equities. It refers to the portfolio's exposure to marked-to-market valuation due to market price fluctuations of the bonds and stocks/equities.
Liquidity Risk:	The possibility for an investor to experience losses due to the inability to sell or convert assets into cash immediately or in instances where conversion to cash is possible but at a price that could result in a loss. This may be caused by low trading volume due to different reasons such as securities with small or few outstanding issues, absence of buyers and/or sellers (limited buy/sell activity) or underdeveloped capital market.
Credit Risk / Default Risk:	The possibility for an investor to experience losses due to a borrower's failure to pay principal and/or interest in a timely manner on instruments such as bonds, loans, or other forms of fixed income security which the borrower issued. This inability of the borrower or counterparty to make good on its financial obligations may have resulted from adverse changes in its financial condition thus, lowering credit quality of the security, and consequently lowering the price (market/price risk) which contributes to the difficulty in selling such security.
Reinvestment Risk:	The possibility of having lower returns or earnings when funds mature and are reinvested. Investors in the UITF who redeem and realize their gains run the risk of reinvesting their funds in an alternative investment outlet with lower yields. Similarly, the UIT fund manager is faced with the risk of not being able to find better yielding alternative investment outlets as some of the securities in the fund matures.
Other Risks:	Your participation in the UITFs may be further exposed to the risk of any actual or potential conflicts of interest in the handling of in-house or related party transactions by Metrobank. These transactions may include own-bank deposits; purchase of own-institution or affiliate obligations (stocks, mortgages); purchase of assets from or sales to own institution, directors, officers, subsidiaries, affiliates or other related interests/parties; or purchases or sales between fiduciary/managed accounts.

The Fund invests only in assets which are evaluated using a rigorous internal scoring model required under the Trustee's accreditation process and BSP regulations. Internal risk limits and position limits together with regulatory exposure limits are monitored, reviewed and strictly adhered to on a daily basis. The Fund may also use financial derivatives solely for hedging risk exposures.

THE UIT FUND IS NOT A DEPOSIT AND IS NOT INSURED BY THE PHILIPPINE DEPOSIT INSURANCE CORPORATION (PDIC).

RETURNS CANNOT BE GUARANTEED AND HISTORICAL NAVPU IS FOR ILLUSTRATION OF NAVPU MOVEMENTS/FLUCTUATIONS ONLY.

WHEN REDEEMING, THE PROCEEDS MAY BE WORTH LESS THAN THE ORIGINAL INVESTMENT AND ANY LOSSES WILL BE SOLELY FOR THE ACCOUNT OF THE CLIENT.

THE TRUSTEE IS NOT LIABLE FOR ANY LOSS UNLESS UPON WILLFUL DEFAULT, BAD FAITH OR GROSS NEGLIGENCE.



For other details, you may visit our website at www.metrobank.com.ph or contact us at 8-8700-700 or email us at customercare@metrobank.com.ph



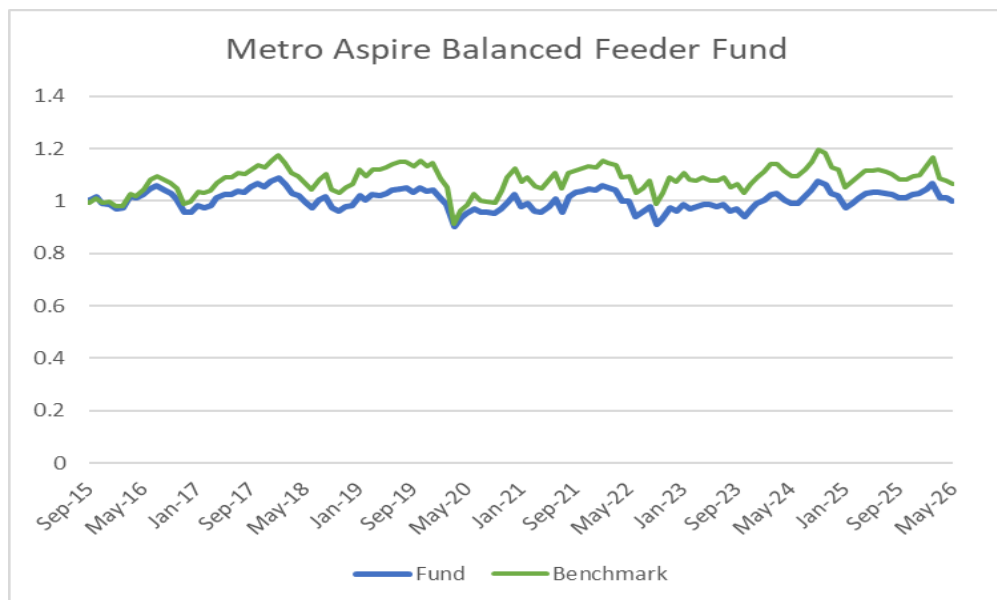
Unit Investment Trust Funds

FUND PERFORMANCE AND STATISTICS as of

May 29, 2026

(Purely for reference purposes and is not a guarantee of future results)

NAVPU GRAPH



NAVPU OVER THE PAST 12 MONTHS

Highest 1.070247

Lowest 0.990129

STATISTICS

Weighted Average Duration (in years) 1.53

Volatility, Past 1 Year (in %)² 7.40%

Sharpe Ratio³ -0.94

Information Ratio⁴ 0.64

² Volatility measures the degree to which the Fund fluctuates vis-à-vis its average return over a period of time. The lower the number, the more stable the Fund's return is relative to its average return over time. Starting December 2017, computation is based on the annualized standard deviation of monthly returns.

³ Sharpe Ratio is used to characterize how well the return of a Fund compensates the investor for the level of risk taken. The higher the number, the

⁴ Information Ratio measures reward-to-risk efficiency of the portfolio relative to the benchmark. The higher the number, the higher the reward per unit of risk.

(For benchmark details, please refer to benchmark information section.)

CUMULATIVE PERFORMANCE

	1 Month	3 Months	6 Months	1 Year	3 Years	5 Years	Since Inception
Fund	-0.942%	-6.322%	-2.302%	-2.987%	1.580%	2.137%	0.123%
Benchmark	-1.002%	-8.477%	-2.891%	-4.411%	-1.220%	-1.075%	6.669%

PORTFOLIO COMPOSITION

Allocation	% of Fund
Metro Balanced Fund	96.41%
Time Deposits	3.65%
Cash ⁵	0.50%
Other Receivables - Net of Liabilities ⁵	-0.56%

⁵ Includes accrued income from investments, receivables from brokers/counterparties and unpaid expenses.

Sector Holdings of the Target Fund

Holdings	33.76%
Services	24.57%
Financials	17.88%
Industrials	12.43%
Properties	10.52%
Mining and Oil	0.84%

TOP 10 HOLDINGS OF THE TARGET FUND

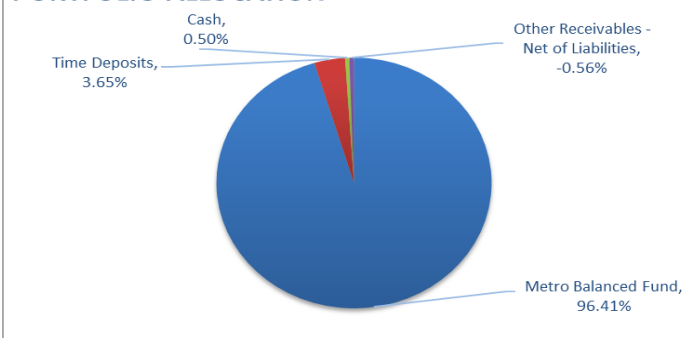
Name	Maturity	% of Fund
1. FXT	10.13.29	8.05%
2. ICT		7.61%
3. FXT	09.06.27	5.96%
4. FXT	06.23.32	5.81%
5. ACPAR		5.70%
6. FXT	01.10.29	4.77%
7. BDO		3.67%
8. SM		3.67%
9. BPI		3.04%
10. RCBC PHP TD	06.01.26	2.97%

RELATED PARTY TRANSACTIONS

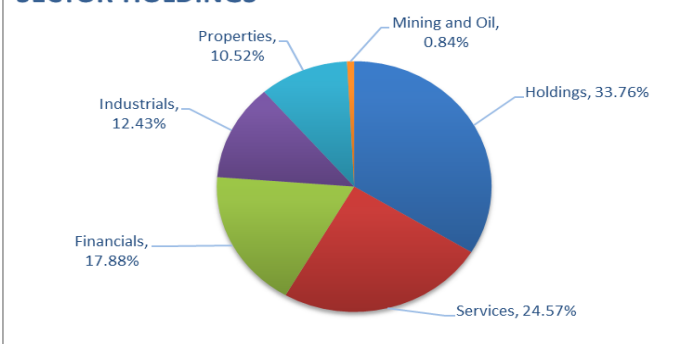
Related Party	Transaction	Market Value (in PHP Mns)
MBTC	Time Deposit Placement	0.76

Investments in the said outlets were approved by the Trust Committee. Likewise, all related party transactions are conducted on an arm's length and best execution basis and within established limits.

PORTFOLIO ALLOCATION



SECTOR HOLDINGS



For other details, you may visit our website at www.metrobank.com.ph or contact us at 8-8700-700 or email us at customer@metrobank.com.ph



Unit Investment Trust Funds

TARGET FUND FACTS

Name of Target Fund: Metro Balanced Fund
Fund Currency: Philippine Peso
Fund Manager: Metropolitan Bank & Trust Company
Inception Date: April 8, 2005

Benchmark: 60% Philippine Stock Exchange Index
40% Markit iBoxx ALBI Philippines 1-5 Index
Domicile: Philippines
Regulator: Bangko Sentral ng Pilipinas

INVESTMENT OBJECTIVE

The Fund intends to achieve for its participants growth and high income from a portfolio of diversified blue-chip and fundamentally sound equities listed at the Philippine Stock Exchange (PSE) and peso-denominated fixed income securities. The Fund may invest between 40% and 60% of its market value in equities listed in Philippine Stock Exchange and a minimum of 40% of its market value in peso-denominated fixed income securities.

INVESTMENT POLICY

The Fund may be invested and reinvested in the following instruments:

- Units/shares in a collective investment schemes by Metrobank-Trust Banking Group subject to the conditions enumerated under BSP Circular 767;
- Deposits and special savings with local banks/branches of foreign banks operating in the Philippines;
- Deposits and other evidence of indebtedness by the Bangko Sentral ng Pilipinas;
- Other Investments allowed under regulations issued by the Bangko Sentral Ng Pilipinas.

BENCHMARK INFORMATION

The Fund's benchmark is a blended benchmark composed of 60% Philippine Stock Exchange Index (PSEi), and 40% Markit iBoxx ALBI Philippines 1-5 index.

The benchmarks provide references for acceptable returns on a peso-denominated high-risk multi-asset fund comprised of PSE-listed equities and government bonds. The benchmark is heavily weighted on the PSEi to track an aggressive fund strategy. The fixed income benchmark reflects the bond composition of the fund.

Key Characteristics of the Benchmarks. The PSEi is a free-float adjusted market capitalization-weighted index of the 30 largest and most active common stocks listed at the PSE. The index is reviewed quarterly, and its composition is rebalanced at least twice a year. The Markit iBoxx ALBI Philippines 1-5 index is a total return index composed of Peso-denominated fixed rate government bonds, including retail treasury bonds, with a remaining tenor of 1–5 years and a minimum notional size of PHP 3.0 billion.

Further details regarding the benchmark are available from Bloomberg, and the websites of IHS Markit and the Philippine Stock Exchange.

COOLING-OFF PERIOD

Pursuant to regulations on Financial Consumer Protection, the TRUSTOR (individual participants) shall have the right to cancel their initial subscriptions or contributions, without penalty, upon written notice to the Trustee within two (2) banking days immediately following the signing of agreement or contract evidencing their participation in the Fund. Further, the net amount of payment or delivery due the TRUSTOR shall be based on the transaction day's NAVPU when notice of redemption, termination or cancellation was received.

OUTLOOK AND STRATEGY

For May, Peso government bond yields increased by an average of 58 bps month-on-month as inflation concerns, currency weakness, and geopolitical risks weighed on market sentiment. Looking ahead, investor focus will remain centered on BSP decision during their June meeting, developments surrounding the US-Iran conflict, and their implications for global energy prices. Given these conditions, the Peso fixed income funds maintained an underweight duration stance relative to benchmark, allowing portfolios to better navigate the prevailing volatility while preserving flexibility to capitalize on opportunities as market conditions evolve.

On the other hand, The Philippine equity market extended its losing streak to three consecutive months, declining by 1.1% to 5,769 in May. The downturn was driven by the ongoing Middle East conflict, lackluster corporate earnings, and MSCI rebalancing-related flows, all of which reinforced the market's weakness. Although the index briefly climbed above 6,000 - peaking at 6,034 on May 7 due to optimism surrounding a potential peace treaty between US and Iran - this gain was short-lived as the market soon retreated. Losses intensified toward the end of the month largely due to the MSCI index rebalancing as it involved some index heavyweights.

Foreign investors remained net sellers, with total outflows reaching US\$150 million. However, it is worth noting that selling pressure has gradually eased since the onset of the conflict in late February, excluding rebalancing-related activity.

Earlier in the month, sentiment was dampened by macroeconomic disappointments. April inflation accelerated sharply to 7.2% from 4.1% in March, significantly exceeding both the 5.5% consensus forecast and the BSP's 5.6–6.4% projection range. Meanwhile, 1Q26 GDP growth slowed markedly to 2.8%, falling short of the already weak 3.3% consensus estimate. These developments heightened concerns over a stagflationary environment and fueled expectations of a more hawkish monetary stance from the BSP.

On the corporate front, earnings releases were met with caution, as results generally highlighted mounting pressure on profitability from rising input costs, margin compression, and elevated financing expenses. Conglomerates were mixed given divergence across underlying businesses. AC posted softer results with its ALI subsidiary taking the brunt due to the broad property market weakness. Consumer names also delivered mixed outcomes: discretionary players JFC and URC recorded declines in net income of 39% and 2%, respectively, while staple player PGOLD beat earnings, supported by strong revenue growth in the first quarter. ICT, meanwhile, reached a new all-time high on the back of robust earnings. Outside of earnings, BSP's circular increasing single-entity exposure limits for UITFs provided additional support for the stock.

Rebalancing-driven developments further exacerbated the sell-off toward the end of the month. MSCI-related outflows weighed heavily on JFC (-20.2% MoM), following its demotion to the MSCI Small Cap Index, while MER (-12.5% MoM) declined due to a reduced foreign inclusion factor. Notable declines were also seen in PLUS (-22.7% MoM) and CNVRG (-13.4% MoM), amid exclusion risks tied to speculation around the upcoming August rebalancing, when MYNLD (+1.1% MoM) is expected to be included.

Among gainers, ACEN (+16.2% MoM) emerged as the top performer, supported by renewed global interest in the renewable energy theme. Mining stocks also outperformed, with gold names OGP (+4.6% MoM), PX (+1.1% MoM), and APX (+1.0% MoM) benefiting from elevated precious metal prices.

Overall, the near-term outlook for Philippine equities remains fragile with a downward bias, with markets appearing to price in a weaker macroeconomic backdrop, softening corporate earnings, rising interest rate expectations, and persistent geopolitical uncertainty. We retain defensiveness as a key positioning, while optimistic on any signs of stabilization or recovery which could provide a much-needed boost to sentiment.

IMPORTANT NOTICE

Metropolitan Bank and Trust Company is regulated by the Bangko Sentral ng Pilipinas (BSP). For any inquiries and complaints relating to Trust Products and Services you may (1) call our hotline: 8-8700-700 (Mondays-Fridays from 9:00am to 6:00pm); (2) send an email to customercare@metrobank.com.ph; or (3) visit our website at <https://www.metrobank.com.ph/invest/uitf> to know more. You may also file complaints at B

No. Serv For other details, you may visit our website at www.metrobank.com.ph or contact us at 8-8700-700 or email us at customercare@metrobank.com.ph

