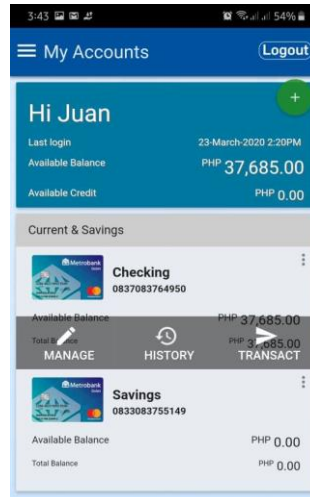
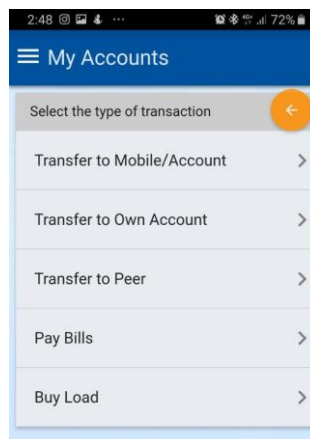


How to Transfer Funds across Own Metrobank Accounts

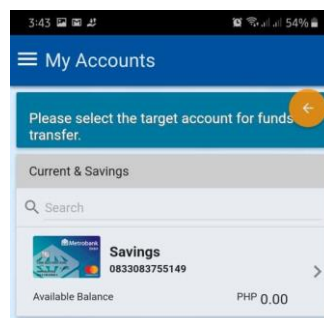
1. Select the account you want to transfer funds from



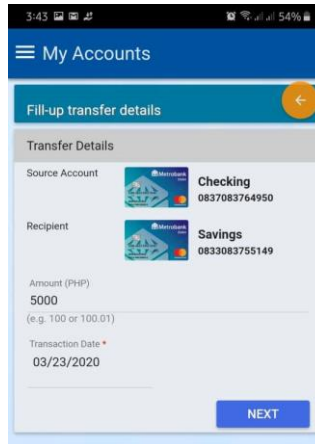
2. Select **TRANSFER TO OWN ACCOUNT**



3. Select the account to transfer to



4. Input desired amount
5. Tap **NEXT**





3:43 54%

My Accounts

Fill-up transfer details

Transfer Details

Source Account  **Checking**
0837083764950

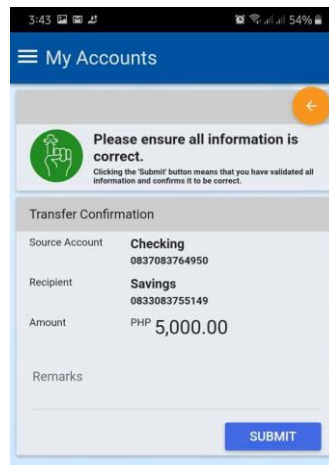
Recipient  **Savings**
0833083755149

Amount (PHP)
5000
(e.g. 100 or 100.01)

Transaction Date *
03/23/2020

NEXT

6. Check if the details are correct
7. Tap **SUBMIT**



3:43 54%

My Accounts

Please ensure all information is correct.
Clicking the 'Submit' button means that you have validated all information and confirms it to be correct.

Transfer Confirmation

Source Account **Checking**
0837083764950

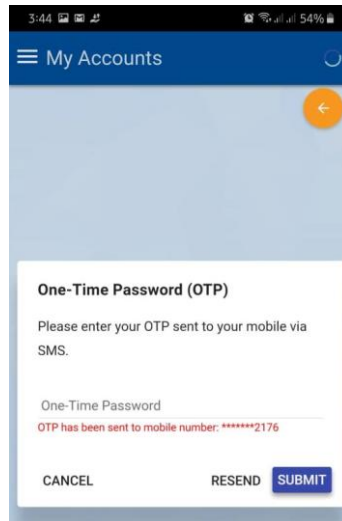
Recipient **Savings**
0833083755149

Amount **PHP 5,000.00**

Remarks

SUBMIT

8. Enter or Submit One-time Password



3:44 54%

My Accounts

One-Time Password (OTP)

Please enter your OTP sent to your mobile via SMS.

One-Time Password

OTP has been sent to mobile number: *****2176

CANCEL RESEND SUBMIT