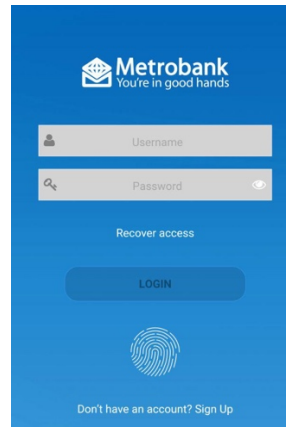



How to Sign Up Your Account

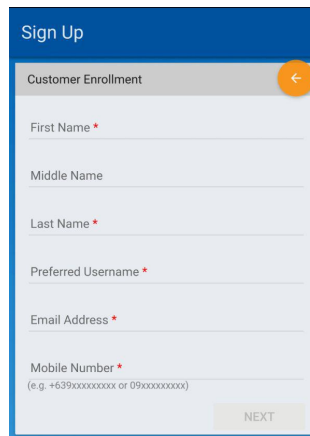
1. Tap **SIGN UP** on the login page



2. Choose **AGREE** on the Terms & Conditions



3. Enter the required details



Sign Up

Customer Enrollment

First Name *

Middle Name

Last Name *

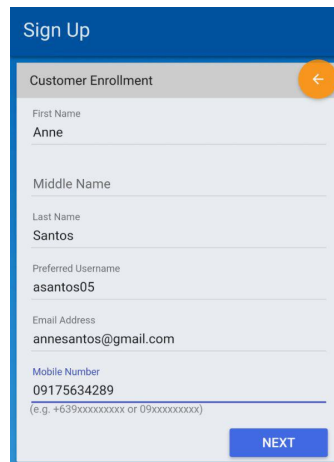
Preferred Username *

Email Address *

Mobile Number *
(e.g. +639xxxxxxxx or 09xxxxxxxx)

NEXT

4. Tap **NEXT**



Sign Up

Customer Enrollment

First Name
Anne

Middle Name

Last Name
Santos

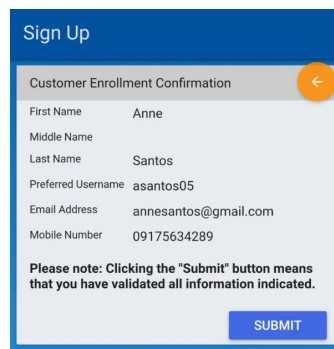
Preferred Username
asantos05

Email Address
annesantos@gmail.com

Mobile Number
09175634289
(e.g. +639xxxxxxxx or 09xxxxxxxx)

NEXT

5. Check if the details are correct and tap **SUBMIT**



Sign Up

Customer Enrollment Confirmation

First Name Anne

Middle Name

Last Name Santos

Preferred Username asantos05

Email Address annesantos@gmail.com

Mobile Number 09175634289

Please note: Clicking the "Submit" button means that you have validated all information indicated.

SUBMIT

6. Check your email for your temporary password

7. Login using your username and temporary password

8. Change your temporary password
9. Enter the One-time Password sent to your registered mobile
10. Tap **SUBMIT**

