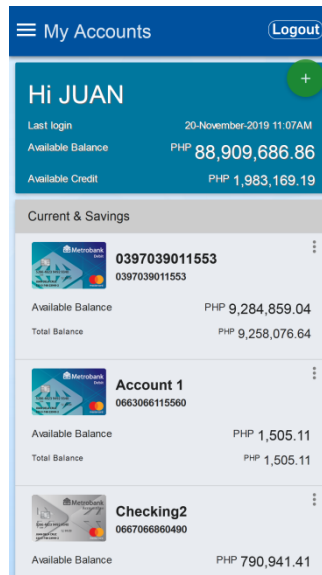
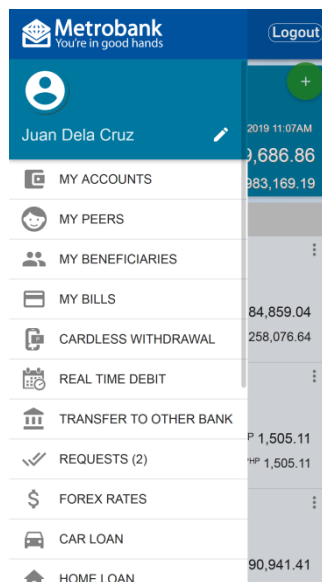


How to Pay Bills

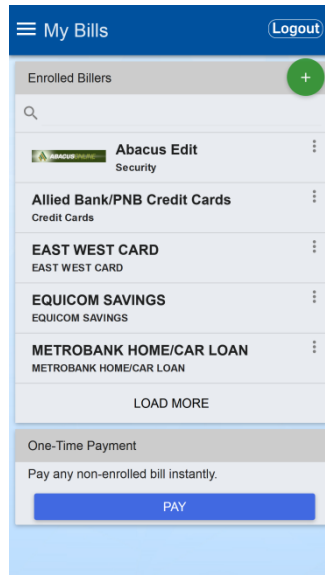
1. Tap the Menu panel on the upper left of the screen



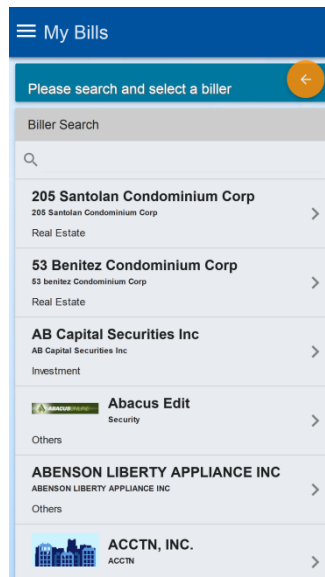
2. Select **MY BILLS**



3. Tap **PAY** under One-Time Payment

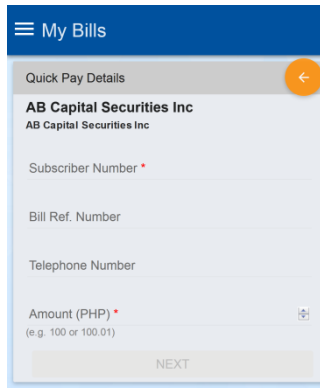


4. Select a biller



5. Enter the required details

6. Tap **NEXT**



My Bills

Quick Pay Details

AB Capital Securities Inc
AB Capital Securities Inc

Subscriber Number *

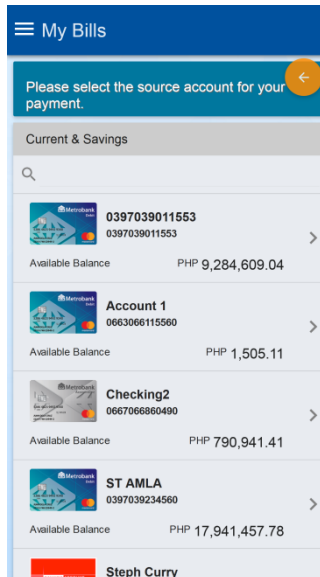
Bill Ref. Number

Telephone Number

Amount (PHP) *
(e.g. 100 or 100.01)

NEXT

7. Select a source account



My Bills

Please select the source account for your payment.

Current & Savings

0397039011553
0397039011553
Available Balance PHP 9,284,609.04

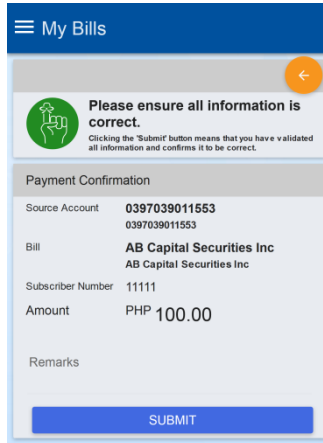
Account 1
0663066115560
Available Balance PHP 1,505.11

Checking2
0667066860490
Available Balance PHP 790,941.41

ST AMLA
0397039234560
Available Balance PHP 17,941,457.78

Steph Curry

8. Tap **SUBMIT**



My Bills

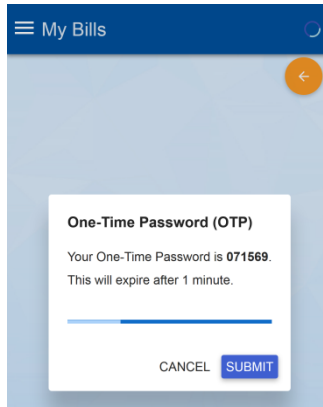
Please ensure all information is correct.
Clicking the "Submit" button means that you have validated all information and confirms it to be correct.

Payment Confirmation

Source Account	0397039011553 0397039011553
Bill	AB Capital Securities Inc AB Capital Securities Inc
Subscriber Number	11111
Amount	PHP 100.00
Remarks	

SUBMIT

9. Enter or Submit One-time Password



My Bills

One-Time Password (OTP)

Your One-Time Password is **071569**.
This will expire after 1 minute.

CANCEL **SUBMIT**