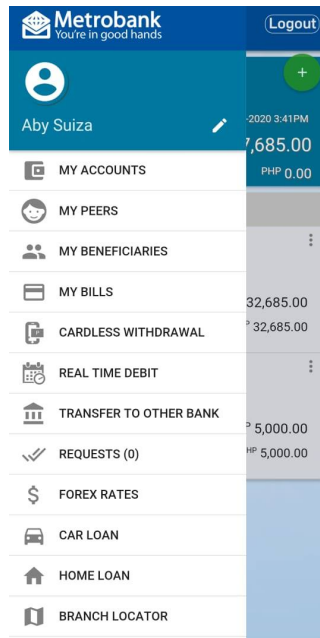
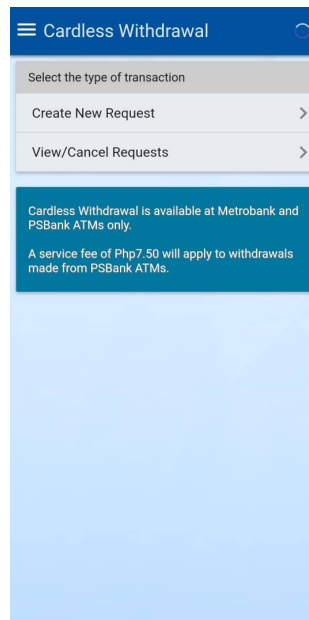


How to Do Cardless Withdrawal

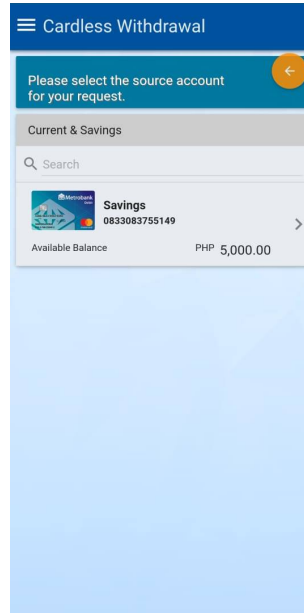
1. Tap menu panel on the upper left screen and choose **CARDLESS WITHDRAWAL**



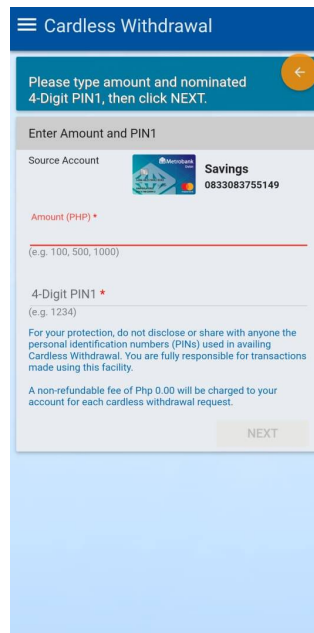
2. Choose **Create New Request**



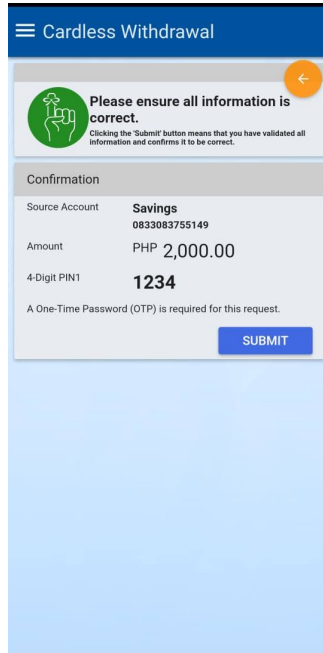
3. Select Target Account



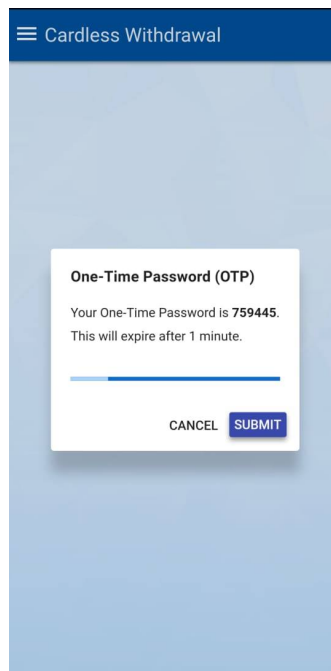
4. Key in desired amount & nominate 4-digit PIN 1



5. Ensure all information is correct and click **SUBMIT**




6. Enter or Submit One-time Password



7. Request Successful!

☰ Cardless Withdrawal Logout

Transaction Result




Request Successful!

Reference No.: 1585102309301

Source Account **Savings**
0663066115560

Amount **PHP *******

Your 4-Digit PIN 1 Your 6-digit PIN 2

[Show Values](#) 

Reminders:

Remember your PIN1, PIN2 and the amount to be withdrawn. PINs will NOT be stored. Partial withdrawal is NOT allowed.

For your protection, do not disclose or share with anyone the personal identification numbers (PINs) used in availing Cardless Withdrawal. You are fully responsible for transactions made using this facility.