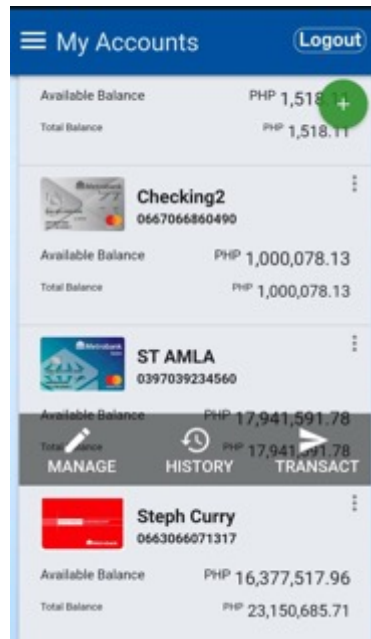
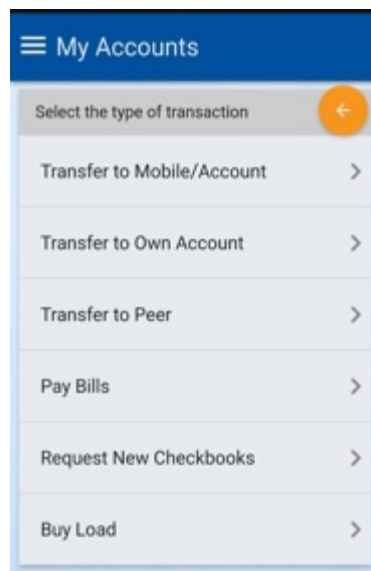


## How to Buy Load


1. Choose an account and tap **TRANSACTION**



2. Tap **Buy Load**




3. Enter the mobile number you're sending load to and tap **NEXT**



My Accounts

Please type the mobile number that you would like to reload and then tap on next.

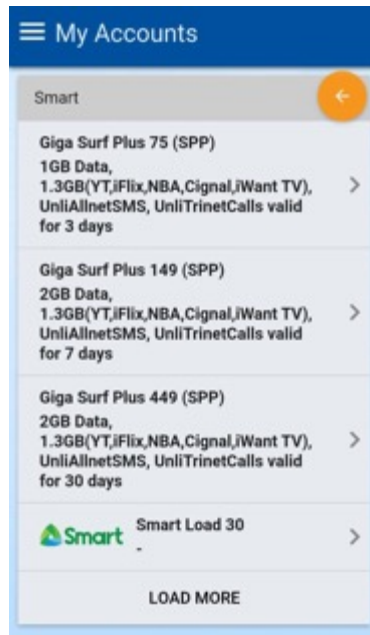
Input Mobile Number

Source Account  **ST AMLA**  
0397039234560

Mobile Number  
09471693288  
(e.g. +639xxxxxxxx or 09xxxxxxxx)

NEXT

4. Choose what type of load to send




My Accounts

Smart

Giga Surf Plus 75 (SPP)  
1GB Data,  
1.3GB(YT,iFlix,NBA,Cignal,IWant TV),  
UnliAllnetSMS, UnliTrinetCalls valid  
for 3 days

Giga Surf Plus 149 (SPP)  
2GB Data,  
1.3GB(YT,iFlix,NBA,Cignal,IWant TV),  
UnliAllnetSMS, UnliTrinetCalls valid  
for 7 days

Giga Surf Plus 449 (SPP)  
2GB Data,  
1.3GB(YT,iFlix,NBA,Cignal,IWant TV),  
UnliAllnetSMS, UnliTrinetCalls valid  
for 30 days


 Smart Load 30

LOAD MORE

5. Check if the details are correct and tap **SUBMIT**

3:07 24%

My Accounts

 **Please ensure that the mobile number is correct.**  
Clicking the Buy Load button means that you have validated the mobile number and confirm it to be correct. The purchased load will be automatically loaded to the mobile number indicated.

Buy Load Confirmation

Source Account	<b>MB Payroll</b> 0663819902756
Load Product	<b>e-Load 20 (Regular)</b> Globe AutoLoadMax 20
Amount	PHP <b>20.00</b>
Mobile Number	+639369761953

Message

**SUBMIT**